





Fraction Kit

Take five strips of paper, each of a different color. (i.e. blue, purple, green, pink, grey)

 Fold the **blue** in half and cut it into two equal pieces, marking each one $\frac{1}{2}$

 Fold the **purple** in half and then half again, making four equal pieces. Cut along the folds and mark each piece $\frac{1}{4}$.

 Fold the **green** in half, in half again, and one more time in half. Unfold your strip and you should have it divided into eight equal pieces. Mark each piece $\frac{1}{8}$.

 Fold the **pink** strip in half, in half again, in half again, and once more in half. Open strip, it should be divided into 16 equal pieces. Mark each piece $\frac{1}{16}$.

 Now mark the **grey** strip as one whole (1).

For the playing die, take a cube and mark one side (any side) $\frac{1}{2}$, one side $\frac{1}{4}$, two sides $\frac{1}{8}$, two sides $\frac{1}{16}$.

Now you are ready to play Cover and Uncover. All players should use their own fraction kit and die.

Cover Up

You need:

Your fraction kit

A fraction die with faces marked: $\frac{1}{2}$, $\frac{1}{4}$, $\frac{1}{8}$, $\frac{1}{8}$, $\frac{1}{16}$, $\frac{1}{16}$

A partner

Rules:

1. Take turns rolling the fraction die.
2. On your turn, the fraction that comes up on the die tells what size piece to place on the whole strip.
3. Check with your partner to be sure he or she agrees with what you did.
4. After finishing your turn, say “Done” and pass the die to your partner.
5. The first player to cover his or her whole strip exactly wins.

Note: If you need only a small piece (for example $\frac{1}{8}$ or $\frac{1}{16}$) and you roll a larger fraction (for example $\frac{1}{2}$ or $\frac{1}{4}$), you can't play. You must roll a fraction smaller than or exactly what you need.

Uncover

You need:

Your fraction kit

A fraction die with faces marked: $\frac{1}{2}$, $\frac{1}{4}$, $\frac{1}{8}$, $\frac{1}{8}$, $\frac{1}{16}$, $\frac{1}{16}$

A partner

Rules:

1. Each player covers his or her whole strip with the two $\frac{1}{2}$ pieces.
2. Take turns rolling the fraction die.
3. On your turn, take one of three options:
 - a. Remove one or more pieces from your board as long as they add up to the fraction facing up on the die.
 - b. Exchange any of the pieces on your whole strip for equivalent pieces.
 - c. Do nothing.
4. Check with your partner to be sure he or she agrees with what you did.
5. After finishing your turn, say "Done" and pass the die to your partner.
6. The first player to remove all pieces from the whole strip wins.

Note 1: You may not remove pieces and exchange on the same turn; you can do only one or the other.

Note 2: You have to go out exactly. That means if you have only one piece left and roll a fraction that's larger, you may not remove the piece.